




## SALGA 40 % CONTRIBUTIONS EFFECTIVE 01 JANUARY 2022



| Monthly Income   | TITANIUM EXECUTIVE | PLUS   | PLATINUM ENHANCED | PLATINUM ENHANCED EDO | VALUE  | VALUE CORE EDO | GOLD ASCEND | GOLD ASCEND EDO | ACCESS SAVER-25    | ACCESS SAVER-15    | SILVER HOSPITAL | ESSENTIAL-COPPER | ESSENTIAL-COPPER | ESSENTIAL-COPPER |
|--|--------------------|--------|-------------------|-----------------------|--------|----------------|-------------|-----------------|--------------------|--------------------|-----------------|------------------|------------------|------------------|
|  | R0+                | R0+    | R0+               | R0+                   | R0+    | R0+            | R0+         | R0+             | R0+                | R0+                | R0+             | R0 -R8 500       | R8 501 -R13 000  | R13 001+         |
|  |                    |        |                   |                       |        |                |             |                 | 25% MSA Allocation | 15% MSA Allocation |                 |                  |                  |                  |
|  Member   | R 2634             | R 2370 | R 1548            | R 1471                | R 1458 | R 1342         | R 1128      | R 1072          | Savings R 639      | Savings R338       | R 766           | R 592            | R 709            | R 900            |
|  |                    |        |                   |                       |        |                |             |                 | Total R 1022       | Total R 902        |                 |                  |                  |                  |
|  Adult   | R 2392             | R 2256 | R 1481            | R 1407                | R 1358 | R 1250         | R 952       | R 904           | Savings R 550      | Savings R291       | R 660           | R 592            | R 709            | R 900            |
|  |                    |        |                   |                       |        |                |             |                 | Total R 880        | Total R 776        |                 |                  |                  |                  |
|  Child* | R 537              | R 442  | R 394             | R 375                 | R 277  | R 256          | R 320       | R 313           | Savings R 128      | Savings R 68       | R 153           | R 204            | R 262            | R 268            |
|  |                    |        |                   |                       |        |                |             |                 | Total R 204        | Total R 180        |                 |                  |                  |                  |

\* Member pays for the first three children only

\*\*\*\*\*INFORMATION ON REVISED MAXIMUM SUBSIDY WILL BE UPDATED AS SOON AS IT BECOMES AVAILABLE \*\*\*\*\*

